

**SERIES 200**  
**thermal break**  
**commercial and**  
**residential aluminum**  
**projected windows...**

**features**

- Available in casement, project in and project out vents, top hinge in swing, and fixed ribbon units.
- Optional bead for 1/4" and up to 1 1/2" glazing.
- Custom sizes to meet job requirements.
- Double Fin Seal weatherstripping.
- Sub-frame systems and custom-formed panning.

**SERIES 200**

**GENERAL**

Projected windows shall be Series 200 as manufactured by Time Industries, Inc., Fenton, Mo. and conform to ANSI/AAMA 101-88 for a P-HC40 rating.

**MATERIAL**

Frames & Operating Sections shall be of extruded Aluminum Alloy 6063-T5 or KB-45, and shall have a nominal wall thickness of .100.

**CONSTRUCTION**

Frame and Sash members shall be neatly mitered at corners, secured with double corner blocks and punched to provide maximum strength and neat joinery. All corners will be sealed with a top, grade sealant to provide maximum protection against air and water infiltration. Overall depth of frame section to 2 3/4 inches. All operating sections shall be double weatherstripped with mohair fin-seal pile.

**HARDWARE**

Locks & keepers shall be of highest quality US-25-D white bronze. Balance arms to be high strength steel, 4 bar by Anderberg, and sized to provide operating sections

**GLAZING**

Fixed and operating sections are designed for inside or outside glazing. Stops are a full 3/4" high and threaded with vinyl to accommodate 3/8" 3/4" and 1" glass thickness.

**FINISH**

Standard stocked finish is a 204-R1 clear anodize, or Kalcolor dark bronze. Kalcolor black, and paint finishes available on special order.

**SCREENS**

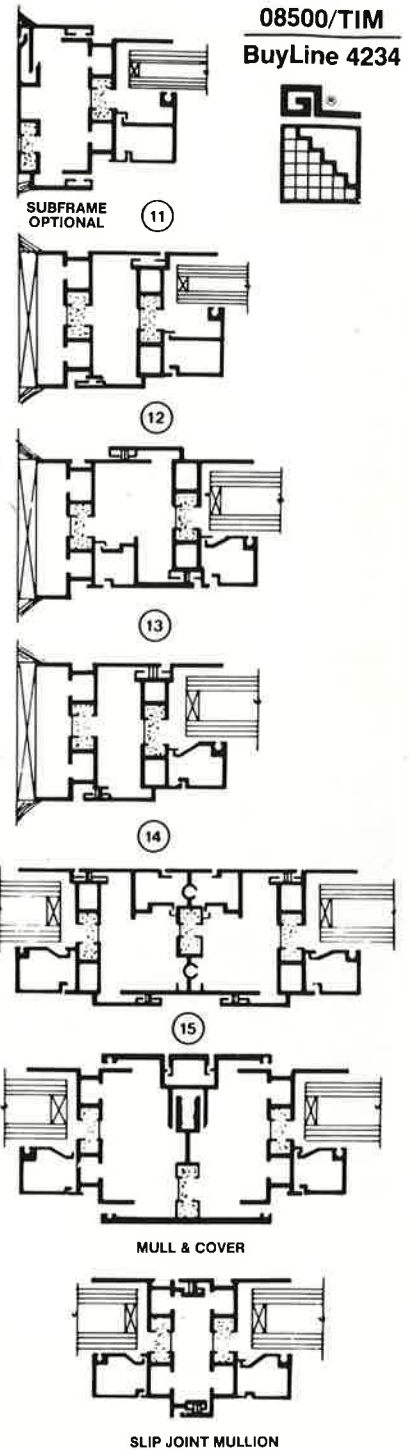
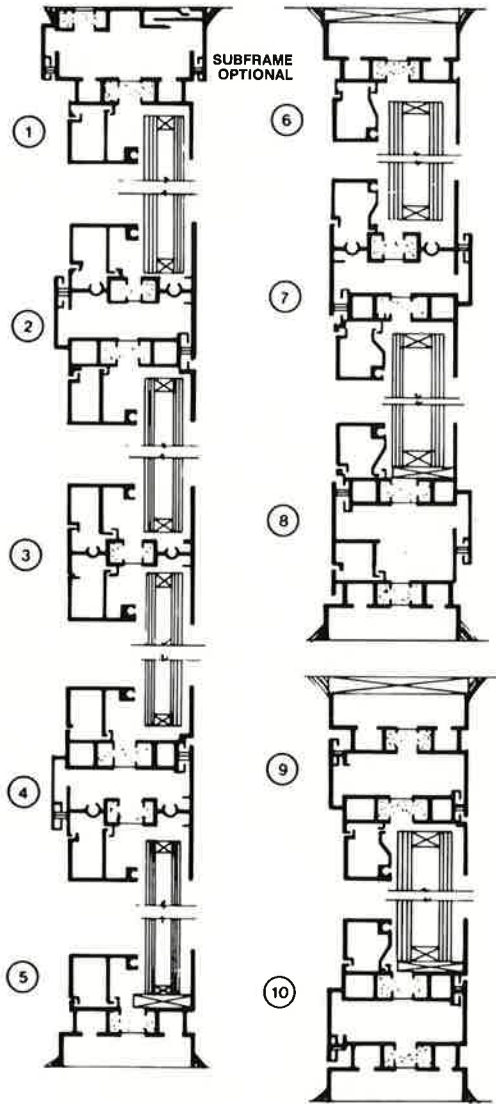
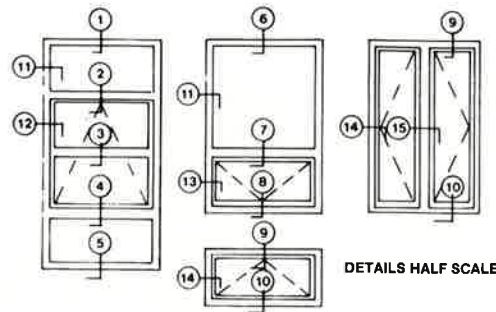
Frames shall be extruded 6063-T5 with color to match windows. Screening to be aluminum with 18 x 16 mesh or fiberglass. Wickets for P/O sash to be sliding type and provide ample clearance for cam handles on project out vents.

**ERECTION**

All windows shall be set true & plumb in prepared openings and will be anchored securely in place by screws through the perimeter frame into lead, plastic, or fiber anchors by others. Sub frame system is optional for securing windows at jambs and head.

**THERMAL BREAK**

Interior and exterior sections of windows to be separated by a size D-D pocket poured with high density polyurethane and de-bridged.



08500/TIM  
 BuyLine 4234



NAUTILUS CONDOS - FAGLER BEACH, FL.